

**CONSULTANCY SERVICE FOR
FINANCIAL MANAGEMENT SUPPORT
TO URBAN LOCAL BODIES FOR
PROVIDING HUMAN RESOURCES IN
FIELD OF ACCOUNTING WITH
EXPERTISE IN TRAINING AND
ACCOUNTING SOFTWARE FOR
PREPARATION OF OBS AND
UPDATING ACCOUNTS FOR THREE
YEARS ALONG WITH AFS , TRAINING
IMPLEMENTING MAS.**

Package IV

**ANNUAL FINANCIAL
STATEMENT FOR F.Y. 2022-**

23

NAGAR PALIKA PARISHAD RUDRAPRAYAG

Balance Sheet as on 31st March 2023

Rudraprayag- Nagar Palika Parishad

Code of Accounts	Description of Items	Schedule No.	Current Year Amount (Rs.)	Previous Year Amount (Rs.)
LIABILITIES				
Own Fund Reserve & Surplus				
3-10	Corporation Fund/ Municipal	B-1	7,007,062.43	9,417,348.66
3-11	Earmarked Funds	B-2	-	-
3-12	Reserves	B-3	179,668,540.18	164,172,973.83
	Total Own Fund Reserves and		186,675,602.61	173,590,322.49
3-20	Grants, Contributions for specific	B-4	57,335,682.20	37,223,283.76
Loans				
3-30	Secured loans	B-5	-	-
3-31	Unsecured loans	B-6	-	-
	Total Loans		-	-
Current Liabilities and Provisions				
3-40	Deposits received	B-7	9,621,342.00	10,051,454.00
3-41	Deposit works	B-8	-	-
3-50	Other liabilities (Sundry Creditors)	B-9	1,881,045.00	1,362,233.00
3-60	Provisions	B-10	-	-
	Total Current Liabilities and Provisions		11,502,387.00	11,413,687.00
	TOTAL LIABILITIES		255,513,671.81	222,227,293.25
ASSETS				
4-10	Fixed Assets	B-11		
	Gross Block		377,262,822.00	336,199,382.00
4-11	Less: Accumulated Depreciation		197,095,455.78	170,932,390.17
	Net Block		180,167,366.22	165,266,991.83
4-12	Capital work-in-progress	B-12	-	-
	Total Fixed Assets		180,167,366.22	165,266,991.83
Investments				
4-20	Investment - General Fund	B-13	-	-
4-21	Investment-Other Fund	B-14	-	-
	Total Investments Current		-	-
4-30	Stock in hand (Inventories)	B-15	-	-
Sundry Debtors (Receivables)				
4-31	Gross amount outstanding	B-16	5,319,167.00	
4-32	Less: Accumulated provision		186,290.25	
	Net amount outstanding		5,132,876.75	6,013,904.75
4-40	Prepaid expenses	B-17	45,106.08	48,993.62
4-50	Cash and Bank Balances	B-18	70,168,323.27	50,897,403.24
4-60	Loans, advances and deposits	B-19	-	-
4-61	Less: Accumulated provision		-	-
	Net amount outstanding		-	-
	Total Current Assets, Loans & Advances		75,346,306.10	56,960,301.61
4-70	Other Assets	B-20	-	-
4-80	Miscellaneous Expenditure (to the extent not written off)	B-21	-	-
	TOTAL ASSETS		255,513,671.81	222,227,293.25
	Notes to the Balance Sheet	B-22		

For: RR Bajaj & Associates
Chartered Accountants

CA Mukesh Kumawat
Authorized Signatory



सहायक
A.A.
नगर पालिका परिषद रुद्रप्रयाग

अधिसूची अधिकारी
नगर पालिका परिषद
रुद्रप्रयाग

Income and Expenditure Statement for the period from 01-04-2022 to 31-03-2023

Rudraparyag- Nagar Palika Parishad

Code No.	Item/ Head of Account	Schedule No.	Current Year Amount (Rs.)	Previous year Amount (Rs.)
1	2	3	4	5
	INCOME			
1-10	Tax Revenue	I-1	916,800.00	1,196,000.00
1-20	Assigned Revenues & Compensation	I-2	-	-
1-30	Rental Income from Municipal Properties	I-3	3,770,739.00	7,400,000.00
1-40	Fees & User Charges	I-4	2,538,588.90	2,132,046.10
1-50	Sale & Hire Charges	I-5	562,257.00	528,114.00
1-60	Revenue, Grants, Contributions &	I-6	43,196,582.21	34,700,396.75
1-70	Income from Investments	I-7	-	-
1-71	Interest Earned	I-8	391,156.84	381,300.58
1-80	Other Income	I-9	516,677.50	274,038.65
1-90	Income from Commercial Projects	I-19	-	-
A	Total- INCOME		51,892,801.45	46,611,896.08
	EXPENDITURE			
2-10	Establishments Expenses	I-10	23,158,801.00	18,387,124.00
2-20	Administrative Expenses	I-11	5,558,408.54	9,107,610.43
2-30	Operations & Maintenance	I-12	8,738,441.69	6,735,396.86
2-40	Interest & Finance Expenses	I-13	57,573.84	642,287.86
2-50	Programme Expenses	I-14	6,507,919.00	3,095,594.38
2-60	Revenue, Grants, Contributions & Subsidies	I-15	-	-
2-70	Provisiions & Write-off	I-16	121,195.00	22,119.00
2-71	Miscellaneous Expenses	I-17	-	-
2-72	Depreciation		26,163,065.61	23,730,006.49
B	Total- EXPENDITURE		70,305,404.68	61,720,139.02
A-B	Gross Surplus/(Deficit) of income over expenditure before Prior Period Items		-18,412,603.23	-15,108,242.94
2-80	Add :- Prior Period Items (Net)	I-18	-	-
	Gross Surplus/(Deficit) of income over expenditure after Prior Period Items		-18,412,603.23	-15,108,242.94
2-90	Less:- Transfer to Reserve Funds			
	Net Balance being surplus/(deficit) carried over to Municipal Fund		-18,412,603.23	-15,108,242.94

For: RR Bajaj & Associates
Chartered Accountants

CA Mukesh Kumawat
Authorized Signatory



सहायक अधिकारी
नगर पालिका परिषद रुद्रप्रयाग

अधिसूचना अधिकारी
नगर पालिका परिषद
रुद्रप्रयाग

Cash Flow Statement as on 31st March 2023
Rudraprayag- Nagar Palika Parishad

Particulars	Current Year (Rs.)	Previous Year (Rs.)
a. Cash flows from operating activities		
Cash Receipt from:		
Taxation	2,538,588.90	2,132,046.10
Sales of Goods and Services	43,196,582.21	34,321,926.75
Grants related to Revenue/General Grants		
Interest Received	391,156.84	381,300.58
Other Receipts	5,766,473.50	9,398,152.65
Less: Cash Payment for:		
Employee Costs	37,455,651.23	32,949,113.48
Superannuation		
Depreciation	26,163,065.61	23,730,006.49
Interest Paid	57,573.84	642,287.86
Other Payments	6,629,114.00	3,117,713.38
Net cash generated from/ (used in) operating activities (a)	-18,412,603.23	-14,205,695.13
Less/ Add: (Increase) / Decrease in Debtors	881,028.00	-3,651,137.00
Add/ Less: Increase / (Decrease) in Current liability	88,700.00	718,776.00
Net cash generated from/ (used in) operating activities (a)	-17,442,875.23	-17,138,056.13
b. Cash flows from investing activities		
(Purchase) of fixed assets & CWIP	-14,900,374.39	-3,952,491.51
Increase/ (Decrease) in Special funds/ grants	20,112,398.44	-5,847,580.08
(Increase)/ Decrease in Earmarked funds	-	-
(Purchase) of Investments		
Increase/(Decrease) in Reserve	15,495,566.35	1,122,044.51
Add:		
Proceeds from disposal of assets	3,887.54	2,314,611.43
Proceeds from disposal of investments		
Investments income received		
Interest income received		
Net cash generated from/ (used in) investing activities (b)	20,711,477.94	-6,363,415.65
c. Cash flows from financing activities		
Add:		
Loan from banks/ others received		
Corporation Fund	16,002,317.00	17,054,135.00
Less:		
Loan repaid during the period		
Loans & advances to employees		
Loans to others		
Finance expenses		
Net cash generated from (used in) financing activities (c)	16,002,317.00	17,054,135.00
Net increase/ (decrease) in cash and cash equivalents (a+ b + c)	19,270,920.03	-6,447,336.78
Cash and cash equivalents at beginning of period	50,897,403.24	57,344,740.02
Cash and cash equivalents at end of period	70,168,323.27	50,897,403.24
Cash and Cash equivalents at the end of the year comprises of the following account balances at the end of the year:	70,168,323.27	50,897,403.24
i. Cash Balances		
ii. Bank Balances		
iii. Scheduled co-operative banks	70,168,323.27	50,897,403.24
iv. Balances with Post offices		
v. Balances with other banks		
Total	70,168,323.27	50,897,403.24

For: RR Bajaj & Associates
Chartered Accountants

CA Mukesh Kumawat
Authorized Signatory



सहायक लेखा अधिकारी
नगर पालिका परिषद रुद्रप्रयाग

अभिमान अधिकारी
नगर पालिका परिषद
रुद्रप्रयाग

Schedule B-1: Corporation Fund / Municipal Fund [Code No. 310]

Schedules to Balance Sheet

Code No.	Particulars	Opening balance as per the last account (Rs.)	Additions during the year (Rs.)	Total (Rs.)	Deductions during the year (Rs.)	Balance at the end of the current year (Rs.)
1	2	3	4	5 (3+4)	6	7 (5-6)
310-10	Corporation/ Municipal Fund	9,417,348.66	16,124,328.00	25,541,676.66	122,011.00	25,419,665.66
310-90	Excess of Income & Expenditure		-18,412,603.23	-18,412,603.23		-18,412,603.23
	Total Municipal fund (310)	9,417,348.66	-2,288,275.23	7,129,073.43	122,011.00	7,007,062.43



Sid
S.A.

[Signature]
 अधिकारी
 नगर पालिका परिषद
 काठमाडौं

Schedules to Balance Sheet


Part B-2: Earmarked Funds - Special Funds/Sinking Fund/Trust or Agency Fund [Code No. 311]

(Amount in Rs.)

Particulars	Special Fund 1	Special Fund 2	Special Fund 3	Special Fund 4	Special Fund 5	Special Fund 6	Special Fund 7
Code No.							
(a) Opening Balance							
(b) Additions to the Special Fund							
(i) Transfer from Municipal Fund							
(ii) Interest earned on special Fund Investment							
(iii) Profit on disposal of Special Fund Investment							
(iv) Appreciation in value of Special Fund Investment							
(v) Other addition (Specify nature)							
Total (b)	-	-	-	-	-	-	-
Total (a+b)	-	-	-	-	-	-	-
(c) Payments out of funds							
(I) Capital expenditure on							
Fixed Assets*							
Others							
sub-total	-	-	-	-	-	-	-
(II) Revenue Expenditure on	-	-	-	-	-	-	-
Salary, Wages and allowances etc.							
Rent							
Other administrative charges							
Sub - total	-	-	-	-	-	-	-
(III) Other:							
Loss on disposal of Special Fund Investments							
Diminution in Value of Special Fund Investments							
Transferred to Municipal Fund							
Sub -Total	-	-	-	-	-	-	-
Total of (I+II+III) (c)	-	-	-	-	-	-	-
Net balance at the year end --- (a+b)-(c)	-	-	-	-	-	-	-
Grant Total of Special Funds	-	-	-	-	-	-	-



*Sd/-
B-A*


 नगर पालिका परिषद
 रुद्रप्रयाग

Schedules to Balance Sheet

Schedule B-3: Reserves [Code No 312]

Code No.	Particulars	Opening Balance (Rs.)	Addition during the year (Rs.)	Total (Rs.)	Deduction during the year (Rs.)	Balance at the end of the current year (Rs.)
1	2	3	4	5 (3+4)	6	7 (5-6)
312-10	Capital Contribution			-	-	-
312-11	Capital Reserve	331.00	28.00	359.00		359.00
312-12	Grant against Fixed Assets	164,172,642.83	41,658,603.96	205,831,246.79	26,163,065.61	179,668,181.18
312-20	Borrowing Redemption Reserve					
312-40	Statutory Reserve					
312-50	General Reserve					
312-60	Revaluation Reserve					
Total Reserve funds		164,172,973.83	41,658,631.96	205,831,605.79	26,163,065.61	179,668,540.18



Sd/
A.A

अधिकाारी अधिकारी
नगर पालिका परिषद
रुद्रप्रयाग

Schedules to Balance Sheet

Schedule B-4: Grants & Contribution for Specific Purposes [Code No. 320]		(Amount in Rs.)					
Particulars	Grants from Central Govt.	Grants from State Government	Grants from Other Govt. Agencies	Grants from Financial Ins.	Grants from Welfare Bodies	Grants from International Organisations	Others
Code No.							
(a) Opening Balance	16,625,607.76	20,597,676.00					
(b) Addition to the Grants*							
(i) Grant received during the year	20,399,063.00	75,627,090.00					
(ii) Interest/Dividend earned on Grant Investments	764,768.00	114,533.00					
(iii) Profit on disposal of Grant Investments							
(iv) Appreciation in Value of Grant Investments							
(v) Other addition (Specify nature)		112,100					
Total (b)	21,163,831.00	75,853,723.00	-	-	-	-	-
Total (a+b)	37,789,438.76	96,451,399.00	-	-	-	-	-
(c) Payments out of funds							
(I) Capital Expenditure on							
Fixed Assets*	2,334,807.96	39,323,796.00					
Others		-					
Sub - total	2,334,807.96	39,323,796.00	-	-	-	-	-
(II) Revenue Expenditure on							
Salary, Wages and allowances etc.							
Rent							
Others	5,574,312	11,459,205					
Sub - total	5,574,312	11,459,205	-	-	-	-	-
(III) Other:							
Loss on disposal of grant Investments							
Dimutation in Value of Grant Investments							
inter grant/bank charges Grants Refunded	1,734,340	516,862					
Others	-	15,961,833					
Sub -total	1,734,340	16,478,695	-	-	-	-	-
Total (c) [I+II+III]	9,643,459.96	67,261,696	-	-	-	-	-
Net balance as on at the year end-- (a+b)-(c)	28,145,978.80	29,189,703.40	-	-	-	-	-
Total Grants & Contribution for Specific Purposes	28,145,978.80	29,189,703.40	-	-	-	-	-



सहायक मेजाकार
नगर पालिका परिषद रुद्रप्रयाग

अधिकांश अधिकारी
नगर पालिका परिषद
रुद्रप्रयाग

Schedules to Balance Sheet

Schedule B-5: Secured Loans [Code No 330]

Code No.	Particulars	Current Year Amount (Rs.)	Previous Year Amount (Rs.)
1	2	3	4
330-10	Secured Loans from Central Government		
330-20	Secured Loans from State government		
330-30	Secured Loans from Govt. bodies & Associations		
330-40	Secured Loans from international agencies		
330-50	Secured Loans from banks & other financial		
330-60	Other Term Loans		
330-70	Bonds & debentures		
330-80	Other Loans		
Total Secured Loans		-	-



Sid
AA

अधिकाारी
नगर पालिका परिषद
रुद्रप्रयाग

Schedules to Balance Sheet

Schedule B-6: Unsecured Loans [Code No 331]


Code No.	Particulars	Current Year Amount (Rs.)	Previous Year Amount (Rs.)
1	2	3	4
331-10	Unsecured Loans from Central Government		
331-20	Unsecured Loans from State government		
331-30	Unsecured Loans from Govt. bodies &		
331-40	Unsecured Loans from international agencies		
331-50	Unsecured Loans from banks & other financial institutions		
331-60	Other Term Loans		
331-70	Bonds & debentures		
331-80	Other Loans		
Total Un-Secured Loans		-	-

Schedule B-7: Deposits Received [Code No 340]

Code No.	Particulars	Current Year Amount (Rs.)	Previous Year Amount (Rs.)
1	2	3	4
340-10	Deposits From Contractors and suppliers	9,621,342.00	10,051,454.00
340-20	Refundable Deposits received for revenue connections		
340-30	Deposit From staff		
340-80	Deposit - Others		
Total deposits received		9,621,342.00	10,051,454.00

Schedule B-8: Deposit Works [Code No 341]

Code No.	Name of Funding agency	Opening balance as the beginning of the year Amount (Rs)	Additions during the current year Amount (Rs)	Utilisation / expenditure Amount (Rs)	Balance outstanding at the end of the current year Amount (Rs)	Income earned
1	2	3	4	5	6	7
341-10-01					-	
341-10-02					-	
341-10-03					-	
341-10-04					-	
Total of deposit works		-		-	-	



Sud
DB

अभिषेक शर्मा
अभिषेक शर्मा
अभिषेक शर्मा

Schedules to Balance Sheet

Schedule B-9: Other Liabilities [Code No 350]

Code No.	Particulars	Current Year Amount (Rs.)	Previous Year Amount (Rs.)
1	2	3	4
350-10	Creditors	83,298.00	
350-11	Employee Liabilities	1,797,747.00	1,362,233.00
350-12	Interest Accrued and Due		
350-20	Recoveries Payable		
350-30	Government Dues Payable		
350-40	Refunds Payable		
350-41	Advance Collection of Revenues		
350-80	Others		
Total Other liabilities (Sundry Creditors)		1,881,045.00	1,362,233.00

Schedule B-10: Provisions [Code No. 360]

Code No.	Particulars	Current Year Amount (Rs.)	Previous Year Amount (Rs.)
1	2	3	4
360-10	Provision for Expenses		
360-20	Provision for Interest		
360-30	Other Provisions	-	-
Total Provisions			



S/A
A/A

अधिकारी अधिकारी
नगर पालिका परिषद
रुद्रप्रयाग

Schedules to Balance Sheet

Schedule B-11: Fixed Assets [Code No 410 & 411]

Code No	Particulars	Gross Block				Accumulated Depreciation				Net Block	
		Opening Balance	Additions during the period	Deductions during the period	Total at the end of the year	Opening Balance	Additions during the period	Deductions during the period	Total at the end of the year	At the end of current year	At the end of the previous year
1	2	3	4	5	6	7	8	9	10	11	12
410-10	Land	331.00	28.00	-	359.00	-	-	-	-	359.00	331.00
410-20	Buildings	106,691,540.00	626,074.00	-	107,317,614.00	32,276,383.77	3,401,968.36	-	35,678,352.13	71,639,261.87	74,415,156.23
410-21	Parks & Playgrounds	4,630,724.00	-	-	4,630,724.00	4,040,049.60	562,294.19	-	4,602,343.79	28,380.21	590,674.40
	Infrastructure Assets										
410-30	Roads and Bridges	164,643,206.00	26,869,127.00	-	191,512,333.00	113,277,679.77	17,388,193.64	-	130,665,873.41	60,846,459.59	51,365,526.23
410-31	Sewerage and drainage	14,569,826.00	641,779.00	-	15,211,605.00	4,480,368.08	942,582.29	-	5,422,950.37	9,788,654.63	10,089,457.92
410-32	Waterways	4,295,446.00	496,885.00	-	4,792,331.00	461,724.83	109,292.98	-	571,017.81	4,221,313.19	3,833,721.17
410-33	Public Lighting	23,805,294.00	-	-	23,805,294.00	7,665,016.91	2,261,502.93	-	9,926,519.84	13,878,774.16	16,140,277.09
	Other assets										
410-40	Plants & Machinery	1,415,448.00	1,515,822.00	-	2,931,270.00	131,475.06	260,943.15	-	392,418.21	2,538,851.79	1,283,972.94
410-50	Vehicles	7,802,172.00	-	-	7,802,172.00	5,663,881.57	394,950.44	-	6,058,832.01	1,743,339.99	2,138,290.43
410-60	Office & other equipment	4,145,810.00	147,200.00	-	4,293,010.00	2,306,160.22	334,782.26	-	2,640,942.48	1,652,067.52	1,839,649.78
410-70	Furniture, fixtures, fittings and electrical appliances	815,820.00	3,107,959.00	-	3,923,779.00	552,064.39	211,995.42	-	764,059.81	3,159,719.19	263,755.61
410-22	Statues, heritage assets, antiques & other works	-	-	-	-	-	-	-	-	-	-
410-80	Other fixed assets and non-current assets (includes Intangible Assets)	3,383,765.00	7,658,566.00	-	11,042,331.00	77,585.97	294,559.95	-	372,145.92	10,670,185.08	3,306,179.03
	Total	336,199,382.00	41,063,440.00	-	377,262,822.00	170,932,390.17	26,163,065.61	-	197,095,455.78	180,167,366.22	165,266,991.83



Sd/-
A.A

[Signature]
S.P. Associates
Chartered Accountants
Firm No. 1000888

Schedules to Balance Sheet

Schedule B-12: Capital Work in Progress (CWIP) - [Code 412]

Details of Fixed Asset head*	CWIP at the beginning of FY	CWIP created during the year	CWIP capitalised during the year	CWIP at the end of FY
(A)	(B)	(C)	(D)	(E=B+C-D)
Buildings				-
Parks and Playgrounds				-
Roads and Bridges				-
Sewerage and Drainage				-
Water Ways				-
Public Lighting				-
Plant and Machinery				-
Total	-	-	-	-

- A list of Contract-wise CWIP at the end of the FY will be annexed to this schedule

Schedule B-13: Investments - General Fund (Code 420)

Amount Rs.

Code No.	Particulars	With whom invested	Face value (Rs.)	Current year Carrying Cost	Previous year Carrying Cost (Rs)
1	2	3	4	5	6
420-10	Central Government Securities				
420-20	State Government Securities				
420-30	Debenture and Bonds				
420-40	Preference Shares				
420-50	Equity Shares				
420-60	Units of Mutual Funds				
420-80	Other Investments				
Total of Investments General Fund				-	-



Sud
BA
अधिकारी
बनार पालिका
रुद्रप्रयाग

Schedules to Balance Sheet

Schedule B-14: Investments - Other Funds [Code 421]

Code No.	Particulars	With whom invested	Face value (Rs.)	Current year Carrying Cost (Rs)	Previous Year Carrying Cost (Rs)
1	2	3	4	5	6
421-10	Central Government Securities				
421-20	State Government Securities				
421-30	Debenture and Bonds				
421-40	Preference Shares				
421-50	Equity Shares				
421-60	Units of Mutual Funds				
421-80	Other Investments				
	Total of Investments Other			-	-

Schedule B-15: Stock in Hand (Inventories) [Code 430]

Code No.	Particulars	Current Year Amount (Rs.)	Previous Year Amount (Rs.)
1	2	3	4
430-10	Stores		
430-20	Loose Tools		
430-30	Others	-	-
	Total Stock in hand		




 Sd/-
 अतिरिक्त
 वित्त अधिकारी
 संस्थान

Schedules to Balance Sheet

Schedule B-16: Sundry Debtors (Receivables) [Code No 431]

Code No.	Particulars	Gross Amount (Rs.)	Provision for outstanding revenue (Rs.)	Net Amount (Rs.)	Previous Year Net Amount (Rs.)
1	2	3	4 (Code No. 432)	5= 3 - 4	6
431-10	Receivables for Property Taxes				718,105.00
	Current Year	377,217.00	-	377,217.00	
	Receivables outstanding for more than 2 years but not exceeding 3 years	149,592.00	37,398.00	112,194.00	
	3 years to 4 years	62,762.00	31,381.00	31,381.00	
	4 years to 5 years	13,012.00	9,759.00	3,253.00	
	More than 5 years/ Sick or Closed Industries	107,752.00	107,752.00	-	
	Sub - total	710,335.00	186,290.00	524,045.00	-
	Less: State Govt Cesses/ levies in Property Taxes - Control account	-	-	-	
	Net Receivables of Property Taxes	710,335.00	186,290.00	524,045.00	718,105.00
431-19	Receivables of Other Taxes				
	Current Year	-	-	-	
	Receivables outstanding for more than 2 years but not exceeding 3 years	-	-	-	
	3 years to 4 years	-	-	-	
	More than 5 years/ Sick or Closed Industries	-	-	-	
	Sub - total	-	-	-	-
	Less: State Govt Cesses/ levies in Property Taxes - Control account	-	-	-	
	Net Receivables of Other Taxes	-	-	-	-
431-30	Receivables of Cess				
	Current Year	-	-	-	
	Receivables outstanding for more than 2 years but not exceeding 3 years	-	-	-	
	3 years to 4 years	-	-	-	
	More than 5 years/ Sick or Closed Industries	-	-	-	
	Sub - total	-	-	-	-
431-40	Receivables from Other Sources	4,608,832.00		4,608,832.00	5,295,800.00
	Current Year	-	-	-	
	Receivables outstanding for more than 2 years but not exceeding 3 years	-	-	-	
	3 years to 4 years	-	-	-	
	More than 5 years/ Sick or Closed Industries	-	-	-	
	Sub - total	4,608,832.00	-	4,608,832.00	5,295,800.00
	Total of Sundry Debtors (Receivables)	5,319,167.00	186,290.00	5,132,877.00	6,013,905.00

Note:

The provision made against accrual items would not affect the opening/closing balances of the Demand and Collection Ledgers for the purpose of recovery dues from the concerned parties/individuals.



Sul
AA
अधिराजसिंह
बनार पालिका
रुद्रप्रयाग
15

Schedules to Balance Sheet


Schedule B-17: Prepaid Expenses [Code No 440]

Code No.	Particulars	Current Year Amount (Rs.)	Previous year Amount (Rs)
1	2	3	4
440-10	Establishment		
440-20	Administrative	45,106.08	48,993.62
440-30	Operations &		
Total Prepaid expenses		45,106.08	48,993.62

Schedule B-18: Cash and Bank Balances [Code No 450]

Code No.	Particulars	Current Year Amount (Rs.)	Previous year Amount (Rs)
1	2	3	4
450-10	Cash		-
Balance with Bank - Municipal Funds			
450-21	Nationalised Banks	54,248.10	52,989.08
450-22	Other Scheduled Banks	24,187,126.46	13,206,208.81
450-23	Scheduled Co-operative Banks		
450-24	Post Office		
450-25	Treasury account		
Sub-total		24,241,374.56	13,259,197.89
Balance with Bank - Special Funds			
450-41	Nationalised Banks	5,787,432.00	6,070,569.00
450-42	Other Scheduled Banks	2,107,004.39	1,836,082.57
450-43	Scheduled Co-operative Banks		
450-44	Post Office		
Sub-total		7,894,436.39	7,906,651.57
Balance with Bank - Grant Funds			
450-61	Nationalised Banks	5,347,528.32	5,478,987.78
450-62	Other Scheduled Banks	6,706,889.00	6,398,013.00
450-63	Scheduled Co-operative Banks		
450-64	Post Office		
450-65	Treasury-Grant Fund	25,978,095.00	17,854,553.00
Sub-total		38,032,512.32	29,731,553.78
Total Cash and Bank balances		70,168,323.27	50,897,403.24




 सहायक निदेशाकार
 नगर पालिका परिषद सूरप्रयाग



Schedules to Balance Sheet

Schedule B-19: Loans, advances and deposits [Code 460]

Code No.	Particulars	Opening Balance at the beginning of the year (Rs.)	Paid during the current year (Rs.)	Recovered during the year (Rs.)	Balance outstanding at the end of the year (Rs.)
1	2	3	4	5	6
460-10	Loans and advances to employees				-
460-20	Employee Provident Fund Loans				-
460-30	Loans to Others				-
460-40	Advance to Suppliers and Contractor				-
460-50	Advance to Others				-
460-60	Deposit with External Agencies		-	-	-
460-80	Other Current Assets				-
	Sub -Total	-	-	-	-
461-	Less: Accumulated Provisions against Loans, Advances and Deposits (Schedule B - 18 (a))				-
	Total Loans, advances, and deposits	-	-	-	-

Schedule B-19 (1): Accumulated Provisions against Loans, Advances, and Deposits (Code No 461)

Code No.	Particulars	Current Year Amount (Rs.)	Previous year Amount (Rs)
1	2	3	4
461-10	Loans to Others		
461-20	Advances		
461-30	Deposits		
	Total Accumulated Provision	-	-

Schedule B-20: Other Assets [Code No 470]

Code No.	Particulars	Current Year Amount (Rs.)	Previous year Amount (Rs)
1	2	3	4
470-10	Deposit Works		
470-20	Other asset control accounts		
	Total Other Assets	-	-

Schedule B-21: Miscellaneous Expenditure (to the extent not written off) [Code No 480]

Code No.	Particulars	Current Year Amount (Rs.)	Previous year Amount (Rs)
1	2	3	4
480-10	Loan issue expenses deferred		
480-20	Discount on issue of loans		
480-30	Deferred Revenue Expenses		
480-90	Others		
	Total Miscellaneous Expenditure	-	-

Sul
PAA अतिरिक्त अधिकारी
नगर पालिका परिषद
रुद्रप्रयाग

17



Schedules to Income and Expenditure Account

Schedule I-1: Tax Revenue [Code No 110]

Minor Code No	Particulars	Current year (Rs.)	Previous year (Rs.)
1	2	3	4
110-01	Property tax	916,800.00	1,196,000.00
110-02	Water tax		
110-03	Sewerage Tax		
110-04	Conservancy Tax		
110-07	Vehicle Tax		
110-08	Tax on Animals		
110-11	Advertisement tax		
110-12	Pilgrimage Tax		
110-80	Other taxes		
Sub-total		916,800.00	1,196,000.00
110-90	Less Tax Remissions and Refund [Schedule I - 1	-	-
Sub-total		-	-
Total tax revenue		916,800.00	1,196,000.00

Schedule I-1 (a): Remission and Refund of taxes

Code No.	Particulars	Current Year Amount (Rs.)	Previous Year Amount (Rs.)
1	2	3	4
1100100	Property taxes		
1101100	Advertisement tax		
1108000	Others		
Total refund and remission of tax revenues		-	-

Note: The totals of this Schedule should be equal to the amount as per the total in Schedule I - 1



Handwritten signature and initials 'AA' over a faint stamp.

Schedules to Income and Expenditure Account

Schedule I-2: Assigned Revenues & Compensation (Code No 120]

Code No.	Particulars	Current Year Amount (Rs.)	Previous Year Amount (Rs.)
1	2	3	4
120-10	Taxes and Duties collected by others		
120-20	Compensation in lieu of Taxes/ duties		
120-30	Compensation in lieu of Concessions		
Total assigned revenues & compensation		-	-

Schedule I-3: Rental income from Municipal Properties (Code No 130]

Code No.	Particulars	Current Year Amount (Rs.)	Previous Year Amount (Rs.)
1	2	3	4
130-10	Rent from Civic Amenities	3,770,739.00	7,400,000.00
130-20	Rent from Office Buildings		
130-30	Rent from Guest Houses		
130-40	Rent from lease of lands		
130-80	Other rents		
Sub-Total		3,770,739.00	7,400,000.00
130-90	Less: Rent Remission and Refunds		
Sub-total		-	-
Total Rental Income from Municipal Properties		3,770,739.00	7,400,000.00



S.D. SHARMA
 Chartered Accountant

Schedules to Income and Expenditure Account
Schedule I-4: Fees & User Charges [Code No 140]

Code No.	Particulars	Current Year Amount (Rs.)	Previous Year Amount (Rs.)
1	2	3	4
140-10	Empanelment & Registration	30,000.00	16,000.00
140-11	Licensing Fees	473,230.00	111,010.00
140-12	Fees for Grant of Permit	7,810.00	19,700.00
140-13	Fees for Certificate or Extract	480,500.00	24,620.00
140-14	Development Charges	100,000.00	150,000.00
140-15	Regularisation Fees		
140-20	Penalties and Fines		529,290.00
140-40	Other Fees	558,336.90	494,426.10
140-50	User Charges	883,812.00	778,400.00
140-60	Entry Fees	4,900.00	8,600.00
140-70	Service/ Administrative Charges		
140-80	Other Charges		
Sub-Total		2,538,588.90	2,132,046.10
140-90	Less: Rent Remission and Refunds	-	-
Sub-total		-	-
Total income from Fees & User Charges		2,538,588.90	2,132,046.10



Sid
AA

Schedules to Income and Expenditure Account

Schedule I-5: Sale & Hire Charges [Code No 150]

Detailed Head Code	Particulars	Current Year Amount (Rs.)	Previous Year Amount (Rs.)
1	2	3	4
150-10	Sale of Products	50,000.00	357,674.00
150-11	Sale of Forms & Publications	218,482.00	
150-12	Sale of stores & scrap		
150-30	Sale of Others		
150-40	Hire Charges for Vehicles	293,775.00	170,440.00
150-41	Hire Charges for Equipment		
Total income from Sale & Hire charges		562,257.00	528,114.00

Schedule I-6: Revenue Grants, Contributions & Subsidies [Code No160]

Code No.	Particulars	Current Year Amount (Rs.)	Previous Year Amount (Rs.)
1	2	3	4
160-10	Revenue Grant	43,196,582.21	34,700,396.75
160-20	Re-imburement of expenses		
160-30	Contribution towards schemes		
Total Revenue Grants, Contributions &		43,196,582.21	34,700,396.75

Schedule I-7: Income from Investments - General Fund [Code No 170]

Code No	Particulars	Current Year Amount (Rs.)	Previous Year Amount (Rs.)
1	2	3	4
170-10	Interest on Investments		
170-20	Dividend		
170-40	Profit in Sale of Investments		
170-80	Others		
Total Income from Investments		-	-



Sd/
AA

अधिकारी
नगर पालिका एनिका
रुद्रप्रयाग

Schedules to Income and Expenditure Account

Schedule I-8: Interest Earned [Code No 171]

Code No.	Particulars	Current Year Amount (Rs.)	Previous Year Amount (Rs.)
1	2	3	4
171-10	Interest from Bank Accounts	391,156.84	381,300.58
171-20	Interest on Loans and advances to		
171-30	Interest on loans to others		
171-40	Other Interest		
Total. - Interest Earned		391,156.84	381,300.58

Schedule I-9: Other Income [Code No180]

Code No.	Particulars	Current Year Amount (Rs.)	Previous Year Amount (Rs.)
1	2	3	4
180-10	Deposits Forfeited		
180-11	Lapsed Deposits		
180-20	Insurance Claim Recovery		
180-30	Profit on Disposal of Fixed asses		
180-40	Recovery from Employees		
180-50	Unclaimed Refund/Liabilities		
180-60	Excess Provisions written back		
180-80	Miscellaneous Income	516,677.50	274,038.65
Total. Other Income		516,677.50	274,038.65

Schedule I-19: Income from Projects taken on Commercial basis [Code No 190]

Code No	Particulars	Current Year Amount (Rs.)	Previous Year Amount (Rs.)
1	2	3	4
190-10	Income from commercial projects		
190-10	Income from Deposit works		
Total Income from Commercial projects		-	-



Sd/-
AA
आदिवासी विकास
नगर पालिका परिषद
रुद्रप्रयाग

Schedules to Income and Expenditure Account


Schedule I-10: Establishment Expenses [code no 210]

Code No.	Particulars	Current Year Amount (Rs.)	Previous Year Amount (Rs.)
1	2	3	4
210-10	Salaries, Wages and Bonus	21,414,637.00	17,854,976.00
210-20	Benefits and Allowances	55,600.00	421,940.00
210-25	Payments to Mayor/Chairman	112,152.00	
210-30	Pension	1,576,412.00	110,208.00
210-40	Other Terminal & Retirement Benefits		
Total establishment expenses		23,158,801.00	18,387,124.00

Schedule I-11: Administrative Expenses [Code No 220]

Code No.	Particulars	Current Year Amount (Rs.)	Previous Year Amount (Rs.)
1	2	3	4
220-10	Rent, Rates and Taxes	5,440.00	753,703.00
220-11	Office maintenance	3,185,837.00	5,001,643.00
220-12	Communication Expenses	11,000.00	1,500.00
220-20	Books & Periodicals		
220-21	Printing and Stationery	59,455.00	105,838.00
220-30	Travelling & Conveyance	1,538,120.00	1,223,144.00
220-40	Insurance	127,019.54	56,174.38
220-50	Audit Fees		
220-51	Legal Expenses	25,000.00	100,000.00
220-52	Professional and other Fees	323,622.00	506,000.00
220-60	Advertisement and Publicity	268,915.00	294,827.00
220-61	Membership & subscriptions		
220-80	Other Administrative Expenses	14,000.00	1,064,781.05
Total administrative expenses		5,558,408.54	9,107,610.43




 BA
 नगर पालिका कार्यालय
 रुद्रप्रयाग

Schedules to Income and Expenditure Account

Schedule I-12: Operations and Maintenance [Code No 230]

Code No.	Particulars	Current Year Amount (Rs.)	Previous Year Amount (Rs.)
1	2	3	4
230-10	Power & Fuel		
230-20	Bulk Purchases		
230-30	Consumption of Stores	1,417,403.00	2,746,528.05
230-40	Hire Charges	308,888.00	25,260.00
230-50	Repairs & maintenance -Infrastructure Assets	1,367,642.00	-
230-51	Repairs & maintenance - Civic Amenities	21,797.00	349,602.00
230-52	Repairs & maintenance - Buildings	4,414,855.00	248,750.00
230-53	Repairs & maintenance - Vehicles	565,550.00	372,293.00
230-59	Repairs & maintenance - Others	69,981.00	206,681.00
230-80	Other operating & maintenance expenses	572,325.69	2,786,282.81
Total Operating & Maintenance Expense		8,738,441.69	6,735,396.86

Schedule I-13: Interest & Finance Charges [Code No 240]

Code No.	Particulars	Current Year Amount (Rs.)	Previous Year Amount (Rs.)
1	2	3	4
240-10	Interest on Loans from the Central Government		
240-20	Interest on Loans from the State Government	24,052.00	605,307.00
240-30	Interest on Loans from Government Bodies & associations		
240-40	Interest on Loans from International Agencies		
240-50	Interest on Loans from Banks & Other Financial Institutions		
240-60	Other Interest		
240-70	Bank Charges	33,521.84	36,980.86
240-80	Other Finance Expenses		
Total Interest & Finance Charges		57,573.84	642,287.86



Sul
AA
अधिशक्ति
नगर पाकिस्तान परिषद
रुद्रप्रयाग

Schedules to Income and Expenditure Account

Schedule I-14: Programme Expenses [Code No 250]

Code No.	Particulars	Current Year Amount (Rs.)	Previous Year Amount (Rs.)
1	2	3	4
250-10	Election Expenses	9,600.00	-
250-20	Own Programmes	6,498,319.00	3,095,594.38
250-30	Share in Programmes of others		
Total Programme Expenses		6,507,919.00	3,095,594.38

Schedule I-15: Revenue Grants, Contributions & Subsidies [Code No 260]

Code No.	Particulars	Current Year Amount (Rs.)	Previous Year Amount (Rs.)
1	2	3	4
260-10	Grants Given (Give details)		
260-20	Contributions Given (Give details)		
260-30	Subsidies Given (Give details)		
Total Revenue Grants, Contributions & Subsidies given		-	-

Schedule I-16: Provisions & Write off [Code No 270]

Code No.	Particulars	Current Year Amount (Rs.)	Previous Year Amount (Rs.)
1	2	3	4
270-10	Provisions for Doubtful receivables	121,195.00	22,119.00
270-20	Provision for other Assets		
270-30	Revenues written off		
270-40	Assets written off		
270-50	Miscellaneous Expense written off		
Total Provisions & Write off		121,195.00	22,119.00

Schedule I-17: Miscellaneous Expenses [Code No 271]

Code No.	Particulars	Current Year Amount (Rs.)	Previous Year Amount (Rs.)
1	2	3	4
271-10	Loss on disposal of Assets		
271-20	Loss on disposal of Investments		
271-80	Other Miscellaneous Expenses		
Total Miscellaneous expenses		-	-

Schedule I-18: Prior Period Items (Net) [Code No 280]

Code No.	Particulars	Current Year Amount (Rs.)	Previous Year Amount (Rs.)
1	2	3	4
	Prior Period Income		
	Prior Period Expenses		
Total Prior Period (Net) (a-b)		-	-



25
 अतिरिक्त
 अक्षर पालिका
 रुद्रगवा

B 22 - Notes to Accounts (Including Significant Accounting Policies and Disclosures)

ULB NAME: NAGAR PALIKA PARISHAD RUDRAPARYAG

Part I - Notes to Accounts

1. The objective of the Financial Statements is to give a true and fair view of the financial position of the ULB, as well as its financial performance during the year. In order to ensure this, explanations on the figures shown in the Financial Statements is provided wherever necessary and any material fact which has a bearing on the Financial Statements has disclosed. Items that require disclosure in the notes to accounts include contingent liabilities, if any, events occurring after the Balance Sheet which have an impact on the Financial Statements, extraordinary items, if any, legal disputes, the final disposal of which will have an effect on the Financial Statements, etc.
2. ULB has switched over to accrual basis of accounting from traditional cash basis of accounting from 1st April, 2021 as per the procedure, manner and form prescribed under applicable municipal acts and accounting manual.
3. **Contingent Liabilities** represent an obligation, relating to a past transaction or other event or condition, that may arise in consequence of a future event now deemed possible but not probable. It represents a claim against the ULB which is contingent on the happening of a future uncertain event, the financial implications of which may or may not be ascertainable at the end of an accounting period.
4. **Contingent Assets** represents inflow of economic benefits or service potential is probable, but not virtually certain.
5. **Contractual liabilities not provided for:**
 - 5.1. Amount of contracts entered on account of capital works but on which no works has commenced, or contracts entered but part payments have been made and there is a contractual balance to be paid later upon completion of work
 - 5.2. In respect of claims against the ULB, pending judicial decisions
 - 5.3. In respect of claims made by employees
 - 5.4. Other escalation claims made by contractors
 - 5.5. In case of any other claims not acknowledged as debts
6. Previous year's figures have been regrouped/ rearranged.
7. **Reserves and surplus**



सि/स
आचार्यजी अ. अ. अ.
नगर पालिका-रुद्रापार्यग
रुद्रापार्यग.

B 22 - Notes to Accounts (Including Significant Accounting Policies and Disclosures)

7.1. Municipal General Fund: The municipal or general fund is the general operating fund of an ULB. It is used to account for all financial resources except those related to any special or trust funds. ULB's Municipal General Fund includes General Fund and Basic Service Urban Poor Fund. The net balance in General Fund as on 31st March, 2023 was stood with Rs. 70,07,062/- after considering the effect of income & expenditure.

7.2. Earmarked Fund: Funds representing Special Funds to be utilised for specific purposes. No Such fund was there as on 31.3.2023.

7.3. Reserves: The Reserve which represents capital contribution was stood as on 31st March, 2023 amounting to Rs. 17,96,68,540/- that has been created by capitalizing the asset.

8. Fixed Assets and Depreciation

8.1. Details of Special nature fixed assets are as follows as on 31st March, 2023:

Sl No.	Details	Value of Fixed Asset as on 31 st March, 2023 (Rs.)	Accumulated Depreciation on as on 31 st March, 2023 (Rs.)	Any Other Details
1	Fixed Assets	37,72,62,822.00	19,70,95,455.78	NA
2	Fixed Assets which are not physically identified or traced	0	NA	NA
3	Fixed Asset under Leases and Hire Purchases			
i)	Lease	0	NA	NA
ii)	Hire Purchases	0	NA	NA
Total		0	NA	NA

8.2. List of assets which have been handed over to the ULB, but the title deed has not been executed:

SN	Category of Asset	Particulars of Asset	Date of Handover	Cost of Assets
ULB does not provide such information				

8.3. List of assets, of which cost could not be ascertained thus has been valued at Re. 1 in the Balance Sheet:

SN	Category of Asset	Particulars of Asset	Asset Identification no.	Nominal Value of Asset	Reason for uncertainty of Value
NIL					



Handwritten signature and text: "27 रुद्रप्रद." and "जयशंकर प्रसाद" (Jai Shankar Prasad).

B 22 - Notes to Accounts (Including Significant Accounting Policies and Disclosures)

actual receipt.

3.3. Other revenue

- a. Other income, in respect of which demand is ascertainable and can be raised in regular course of operations of the ULB, are recognized in the period in which they become due i.e. when demand is ascertainable.
- b. The Other Incomes, which are of an uncertain nature or for which the amount is not ascertainable or where demand is not raised in regular course of operations of the ULB, are recognized on actual receipt.

4. Recognition of Expenditure

- 4.1. Establishment expenses have been recognized on accrual basis at the end of each month. Contribution towards contributory pension fund has been accounted as and when the salary expenditure is accrued.
- 4.2. Leave encashment, pension (including commuted pension), are reckoned only upon passing of bills for payment.
- 4.3. Expenditure on works has been accounted on approval of running bills after certification of the work. The expenditure has been accounted under maintenance or capital work in progress depending on the nature of work undertaken.
- 4.4. Other Revenue Expenditures are treated as expenditures as and when they become due.
- 4.5. Provisions for expenditures are made at the year-end for all bills received.

5. Fixed Assets (ASLB – 17)

5.1. Recognition

- a. All Fixed Assets are carried at cost less accumulated depreciation. The cost of fixed assets shall include cost incurred/ money spent in acquiring or installing or constructing fixed asset, interest on borrowings directly attributable to acquisition or construction of qualifying fixed assets up to the date of commissioning of the assets and other incidental and indirect expenditures incurred up to that date
- b. Assets costing less than Rs.5000 are written off
- c. Any Fixed Asset, which has been acquired free of cost or in respect of which no payment has been made is recorded at nominal value of Re. 1/-.
- d. Gross amount paid or payable for works based on noting in the Measurement Book as on 31 March 2023 has been recognized as capital work in progress.
- e. Capital works in progress are transferred to the respective fixed asset accounts as and when the works are completed.

5.2. Depreciation is provided on Straight Line Method.



Sd/
जिदिशासि डायरेक्टर
बनार पालिका परिषद
रुद्रप्रयाग

B 22 - Notes to Accounts (Including Significant Accounting Policies and Disclosures)

- a. Depreciation is charged on fixed assets on Straight Line method on the basis of useful life of assets and as per the rates prescribed in the accounting policy of UMAM 2021.
- b. Full year depreciation is provided for fixed assets capitalized in the first half of the year (before October 1). For fixed assets capitalized in the second half (on or after October 1) of the Financial Year, depreciation is provided for half a year.

6. Long Term liabilities:

- 6.1. Long Term liability is made up of Borrowings directly taken by the ULB as well as those given as part of schemes sponsored by Central/ State Government or by multilateral or any other funding agencies. Liability under direct borrowing is accounted for on the basis of actual receipt of funds.

7. Grants

- 7.1. The closing balance of Grant as on 31.3.2023 is Rs. 5,73,35,682/- and opening balance of Grant as on 1.4.2022 is Rs. 3,72,23,284/-
- 7.2. Specific grants towards revenue expenditure received prior to the incurring of expenditure has been treated as liability till such time that expenditure is incurred. Grants received and receivable in respect of specific revenue expenditure has been recognized as income in the accounting period in which the corresponding revenue expenditure is charged to Income and Expenditure Account.
- 7.3. Specific Grants received towards capital expenditure has been treated as a liability till such time that the fixed asset is constructed or acquired. On construction or acquisition of assets, the extent of amount of liability has been treated as a capital receipt and has been transferred from respective Grant Account to the Capital Contribution.
- 7.4. Capital Grants received by the ULB as a nodal agency or implementing agency for intended purpose and which does not result in creation of assets with ownership rights for the ULB, are netted against the grant upon utilization. Only the unutilized portion of such grants, are carried over in the Balance Sheet as a liability.

8. Employee benefits

- 8.1. Contributions for retirement benefits such as Pension, gratuity, etc., made by the ULB are recognized as and when they are due.

9. The difference between assets and liabilities has been recognized as the opening balance of Municipal General Fund or as Capital Deficit.

10. Deposit Received from Contractor and Suppliers Amounted to Rs. 96,21,342.00 as on 31.3.2023.



Sub
शुभाशी अडिकरी
नगर पालिका परिषद
30 रुद्रप्रयाग

B 22 - Notes to Accounts (Including Significant Accounting Policies and Disclosures)

Part III - Disclosure

1. General:

a. Age analysis of receivables and payables

S. No.	Particulars	Balance as on 31/03/2023	Age-wise analysis			
			Less than 5 Years	5-10 Years	10-15 Years	>15 Years
1	Sundry Receivables					
	Property Tax	7,10,335	6,02,583	1,07,752	0	0
	Other Taxes	0	0	0	0	0
	Fees and User Charges	0	0	0	0	0
	Other Sources	46,08,832	46,08,832	0	0	0
	Total Receivables	53,19,167	52,11,415	1,07,752	0	0
2	Sundry Payables					
	Creditors	83,298	83,298	0	0	0
	Employee Liabilities	17,97,747	17,97,747	0	0	0
	Recoveries Payable	0	0			
	Total Payables	18,81,045	18,81,045	0	0	0

Note: the ageing format similar to MIS 8 of UMAM 2021

1.1. Disclosure on Bank Accounts

Bank account name	Bank account number	Balance as per books of account
Cash in hand		0.00
SBI	3421	43,926.10
SBI	6332	10,322.00
Nainital Bank	0149	30,39,330.15
Krumanchal Bank	0283	4,97,760.00
Nainital Bank	2757	1,84,96,991.26
UGB	7669	18,07,548.45
Nainital Bank	2306	3,45,496.60
Allahabad Bank	2550	57,87,432.00
Chamoli Zila Bank	0347	21,07,004.39



Sd/
BA
31

जोड़ि शासक अधिकारी
बजट पालिका
रुद्रप्रयाग

B 22 - Notes to Accounts (Including Significant Accounting Policies and Disclosures)

OBC Bank	8141	90,699.40
Allahabad Bank	2791	10,040.00
PNB	9960	72,623.10
OBC	9209	
PNB-3780	3780	12,05,063.00
Indusind Bank	8866	2,998.82
IDBI	3100	24,69,155
IDBI	9843	5,00,274.00
IOB	9013	2,998.82
UGB	1529	1370
Krumanchal Bank	2167	54,74,496.00
Nainital Bank	0264	12,31,023.00
Grant Fund Balance with Treasury		2,59,78,095.00
Total		7,01,68,323.27

1.3 Prepaid Expenses amounted to Rs. 45,106.08 as on 31.3.2023.

For: RR Bajaj & Associates

Chartered Accountants



CA Mukesh Kumawat
Authorized Signatory



Sid
सहायक निष्पाक
नगर पालिका परिषद रुद्रप्रयाग

[Signature]
अभिषेक अधिकारी
नगर पालिका परिषद
रुद्रप्रयाग